

INDO COTSPIN LIMITED

REGD. OFF: DELHI MILE STONE 78 K.M, G.T, ROAD,N.H-1 VILLAGE JHATTIPUR
POST BOX NO. 3 ,POST OFFICE SAMALKHA, PANIPAT-132103(HARYANA)

CIN: L17111HR1995PLC032541,ISIN: I NE 407P01017


SCRIPT CODE: 538838 , ICL , MOBIL NO. 0091-986034879

EMAIL ID: rajpalaggarwal2000@yoo.com EMAIL ID: info@indocotspin.com

SHAREHOLDING PATTERN


Introductory sub-table (I)(a)

Name of the Company: INDO COTSPIN LIMITED			
Scrip Code: 538838 Name of the scrip: ICL Class of security: EQUITY			
Quarter ended: 31 ST MARCH, 2015			
Partly paid-up shares:	No. of partly paid-up shares	As a % of total no. of partly paid-up shares	As a % of total no. of shares of the company
Held by promoter/promoters group	N.A.	N.A.	N.A.
Held by public	N.A.	N.A.	N.A.
Total	N.A.	N.A.	N.A.
Outstanding convertible securities:-	No. of outstanding securities	As a % of total No. of outstanding convertible securities	As a % of total no. of shares of the company, assuming full conversion of the convertible securities
Held by promoter/promoter group	N.A.	N.A.	N.A.
Held by public	N.A.	N.A.	N.A.
Total	N.A.	N.A.	N.A.
Warrants:-	No. of warrants	As a % of total no. of warrants	As a % of total no. of shares of the company, assuming full conversion of warrants
Held by promoter/promoter group	N.A.	N.A.	N.A.
Held by public	N.A.	N.A.	N.A.
Total	N.A.	N.A.	N.A.
Total paid-up capital of the company assuming full conversion of warrants and convertible securities	4200500 equity shares of Rs. 10 each (Rs. 4,20,05,000/-) [100%]		




Statement Showing Shareholding Pattern Table (I)(a)

Category code	Category of Shareholder	Number of Shareholders	Total number of shares	Number of shares held in dematerialized form	Total shareholding as a percentage of total number of shares		Shares Pledged or otherwise encumbered	
					As a percentage of (A+B)	As a percentage of (A+B+C)	Number of shares	As a percentage
(A)	Shareholding of Promoter and Promoter Group							
1	Indian							
(a)	Individuals/ Hindu Undivided Family	14	2282000	2282000	54.33%	54.33%	NIL	NIL
(b)	Central Government/ State Government(s)	NIL	NIL	NIL	NIL	NIL	NIL	NIL
(c)	Bodies Corporate	1	724000	724000	17.24%	17.24%	NIL	NIL
(d)	Financial Institutions/ Banks	NIL	NIL	NIL	NIL	NIL	NIL	NIL
(e)	Any Others(Specify)	NIL	NIL	NIL	NIL	NIL	NIL	NIL
(e-i)								
(e-ii)								
	Sub Total(A)(1)	15	3006000	3006000	71.56%	71.56%	NIL	NIL
2	Foreign							
a	Individuals (Non-Residents Individuals/ Foreign Individuals)	NIL	NIL	NIL	NIL	NIL	NIL	NIL
b	Bodies Corporate	NIL	NIL	NIL	NIL	NIL	NIL	NIL
c	Institutions	NIL	NIL	NIL	NIL	NIL	NIL	NIL
d	Any Others(Specify)	NIL	NIL	NIL	NIL	NIL	NIL	NIL
d-i								
d-ii								
	Sub Total(A)(2)	NIL	NIL	NIL	NIL	NIL	NIL	NIL
	Total Shareholding of Promoter and Promoter Group (A)= (A)(1)+(A)(2)	15	3006000	3006000	71.56%	71.56%	NIL	NIL
(B)	Public shareholding							
1	Institutions							
(a)	Mutual Funds/ UTI	NIL	NIL	NIL	NIL	NIL	NIL	NIL
(b)	Financial Institutions / Banks	NIL	NIL	NIL	NIL	NIL	NIL	NIL
(c)	Central Government/ State Government(s)	NIL	NIL	NIL	NIL	NIL	NIL	NIL
(d)	Venture Capital Funds	NIL	NIL	NIL	NIL	NIL	NIL	NIL
(e)	Insurance Companies	NIL	NIL	NIL	NIL	NIL	NIL	NIL
(f)	Foreign Institutional Investors	NIL	NIL	NIL	NIL	NIL	NIL	NIL
(g)	Foreign Venture Capital Investors	NIL	NIL	NIL	NIL	NIL	NIL	NIL
(h)	Any Other (specify)	NIL	NIL	NIL	NIL	NIL	NIL	NIL
(h-i)								
(h-ii)								
	Sub-Total (B)(1)	NIL	NIL	NIL	NIL	NIL	NIL	NIL
B 2	Non-institutions							
(a)	Bodies Corporate	11	22188	22188	0.53%	0.53%	NIL	NIL
(b)	Individuals - i. Individual shareholders holding	511	227698	32483	5.42%	5.42%	NIL	NIL



	nominal share capital up to Rs 1 lakh							
II	ii. Individual shareholders holding nominal share capital in excess of Rs. 1 lakh	14	943873	896573	22.47%	22.47%	NIL	NIL
(c)	Any Other (specify)							
(c-i)	Clearing Member	1	50	50	0.00%	0.00%	NIL	NIL
(c-ii)	HUF	2	691	691	0.02%	0.02%	NIL	NIL
(c-iii)								
	Sub-Total (B) (2)	539	1194500	951985	28.44%	28.44%	NIL	NIL
(B)	Total Public Shareholding (B) = (B) (1) + (B) (2)	539	1194500	951985	28.44%	28.44%	NIL	NIL
	TOTAL (A) + (B)	554	4200500	3957985	100%	100%	NIL	NIL
(C)	Shares held by Custodians and against which Depository Receipts have been issued							
(i)	Promoter & Promoter Group	NIL	NIL	NIL	NIL	NIL	NIL	NIL
(ii)	Public	NIL	NIL	NIL	NIL	NIL	NIL	NIL
	GRAND TOTAL (A) + (B) + (C)	554	4200500	3957985	100%	100%	NIL	NIL

Notes: N.A.




(I)(b) Statement showing holding of securities (including shares, warrants, convertible securities) of persons belonging to the category "Promoter and Promoter Group"

Sr. No.	Name of the shareholder	Details of Shares held		Encumbered shares (*)			Details of warrants		Details of convertible securities		Total shares (including underlying shares assuming full conversion of warrants and convertible securities) as a % of diluted share capital
		Number of shares held	As a % of grand total (A) + (B) + (C)	No.	As a percent age	As a % of grand total (A) + (B) + (C) of sub-clause (I)(a)	Number of warrants held	As a % total number of warrants of the same class	Number of convertible securities held	As a % total number of convertible securities of the same class	
(I)	(II)	(III)	(IV)	(V)	(VI) = (V)/(III) * 100	(VII)	(VIII)	(IX)	(X)	(XI)	(XII)
1	Rajpal Aggarwal	488900	11.64%	Nil	Nil	Nil	Nil	Nil	Nil	Nil	11.64%
2	Balkishan Aggarwal	495100	11.79%	Nil	Nil	Nil	Nil	Nil	Nil	Nil	11.79%
3	Anita Aggarwal	25900	0.62%	Nil	Nil	Nil	Nil	Nil	Nil	Nil	0.62%
4	Anita Aggarwal	45800	1.09%	Nil	Nil	Nil	Nil	Nil	Nil	Nil	1.09%
5	Ritu Aggarwal	36200	0.86%	Nil	Nil	Nil	Nil	Nil	Nil	Nil	0.86%
6	Ritu Aggarwal	94200	2.24%	Nil	Nil	Nil	Nil	Nil	Nil	Nil	2.24%
7	Sahil Aggarwal	121900	2.90%	Nil	Nil	Nil	Nil	Nil	Nil	Nil	2.90%
8	Sanil Aggarwal	184200	4.39%	Nil	Nil	Nil	Nil	Nil	Nil	Nil	4.39%
9	Vasudha Garg	115400	2.75%	Nil	Nil	Nil	Nil	Nil	Nil	Nil	2.75%
10	Arpan Aggarwal	124500	2.96%	Nil	Nil	Nil	Nil	Nil	Nil	Nil	2.96%
11	Sulbha Aggarwal	115400	2.75%	Nil	Nil	Nil	Nil	Nil	Nil	Nil	2.75%
12	Balkishan Aggarwal H.U.F	117100	2.79%	Nil	Nil	Nil	Nil	Nil	Nil	Nil	2.79%
13	Rajpal Aggarwal H.U.F	119000	2.83%	Nil	Nil	Nil	Nil	Nil	Nil	Nil	2.83%
14	Sanjay Kumar Singla	198400	4.72%	Nil	Nil	Nil	Nil	Nil	Nil	Nil	4.72%
15	Indo Non-Woven Pvt Ltd	724000	17.24%	Nil	Nil	Nil	Nil	Nil	Nil	Nil	17.24%
TOTAL		3006000	71.56%	Nil	Nil	Nil	Nil	Nil	Nil	Nil	71.56%

(I)(c) Statement showing holding of securities (including shares, warrants, convertible securities) of persons belonging to the category "Public" and holding more than 1% of the total number of shares

Sr. No.	Name of the shareholder	Number of shares held	Shares as a percentage of total number of shares { i.e., Grand Total (A) + (B) + (C) indicated in Statement at para (I)(a) above}	Details of warrants		Details of convertible securities		Total shares (including underlying shares assuming full conversion of warrants and convertible securities) as a % of diluted share capital
				Number of warrants held	As a % total number of warrants of the same class	Number of convertible securities held	% w.r.t total number of convertible securities of the same class	
1	Vinod Kumar Aggarwal	42150	1.00%	Nil	Nil	Nil	Nil	1.00%
2	Ankush	80000	1.90%	Nil	Nil	Nil	Nil	1.90%
3	Ashish Anand	86308	2.05%	Nil	Nil	Nil	Nil	2.05%
4	Indu Anand	70000	1.67%	Nil	Nil	Nil	Nil	1.67%



5	Monika Singla	208600	4.97%	Nil	Nil	Nil	Nil	4.97%
6	Shama	182000	4.33%	Nil	Nil	Nil	Nil	4.33%
7	Palak Aggarwal	75025	1.79%	Nil	Nil	Nil	Nil	1.79%
8	Neha Aggarwal	78700	1.87%	Nil	Nil	Nil	Nil	1.87%
TOTAL		822783	19.59%	Nil	Nil	Nil	Nil	19.59%

(I)(c)(ii) <u>Statement showing holding of securities (including shares, warrants, convertible securities) of persons (together with PAC) belonging to the category "Public" and holding more than 5% of the total number of shares of the company</u>								
Sr. No.	Name(s) of the shareholder(s) and the Persons Acting in Concert (PAC) with them	Number of shares	Shares as a percentage of total number of shares { i.e., Grand Total (A) + (B) + (C) indicated in Statement at para (I)(a) above}	Details of warrants		Details of convertible securities		Total shares (including underlying shares assuming full conversion of warrants and convertible securities) as a % of diluted share capital
				Number of warrants	As a % total number of warrants of the same class	Number of convertible securities held	% w.r.t total number of convertible securities of the same class	
N.A.								

(I)(d) Statement showing details of locked-in shares


Sr. No.	Name of the shareholder	Number of locked-in shares	Locked-in shares as a percentage of total number of shares { i.e., Grand Total (A) + (B) + (C) indicated in Statement at para (I)(a) above}	Category
1	Indo Non- Woven Pvt Ltd	7,24,000	17.24	Promoter Group
Total		7,24,000	17.24	

(II)(a) Statement showing details of Depository Receipts (DRs)

Sr. No.	Type of outstanding DR (ADRs, GDRs, SDRs, etc.)	Number of outstanding DRs	Number of shares underlying outstanding DRs	Shares underlying outstanding DRs as a percentage of total number of shares { i.e., Grand Total (A) + (B) + (C) indicated in Statement at para (I)(a) above}
NIL				

(II)(b) Statement showing Holding of Depository Receipts (DRs), where underlying shares are in excess of 1% of the total number of shares

Sr. No.	Name of the DR Holder	Type of outstanding DR (ADRs, GDRs, SDRs, etc.)	Number of shares underlying outstanding DRs	Shares underlying outstanding DRs as a percentage of total number of shares { i.e., Grand Total (A) + (B) + (C) indicated in Statement at para (I)(a) above}
NIL				




(III)(a) Statement showing the voting pattern of shareholders, if more than one class of shares/securities is issued by the issuer.

(Give description of voting rights for each class of security

Class X:
Class Y:
Class Z:)

Category	Category of shareholder	Number of Voting Rights held in each class of securities			Total Voting Rights (III+IV+V) (VI)	Total Voting rights i.e. (VI)	
		Class X (III)	Class Y (IV)	Class Z (V)		As a percentage of (A+B) (VII)	As a percentage of (A+B+C) (VIII)
(1)	(II)						
(A)	Promoter and Promoter Group	N.A.	N.A.	N.A.	N.A.	N.A.	N.A.
(1)	Indian	N.A.	N.A.	N.A.	N.A.	N.A.	N.A.
(a)	Individuals/ Hindu Undivided Family	N.A.	N.A.	N.A.	N.A.	N.A.	N.A.
(b)	Central Government/ State Government(s)	N.A.	N.A.	N.A.	N.A.	N.A.	N.A.
(c)	Bodies Corporate	N.A.	N.A.	N.A.	N.A.	N.A.	N.A.
(d)	Financial Institutions/ Banks	N.A.	N.A.	N.A.	N.A.	N.A.	N.A.
(e)	Any Other (specify)	N.A.	N.A.	N.A.	N.A.	N.A.	N.A.
	Sub-Total (A) (1)	N.A.	N.A.	N.A.	N.A.	N.A.	N.A.
(2)	Foreign	N.A.	N.A.	N.A.	N.A.	N.A.	N.A.
(a)	Individuals (Non-Resident Individuals/ Foreign Individuals)	N.A.	N.A.	N.A.	N.A.	N.A.	N.A.
(b)	Bodies Corporate	N.A.	N.A.	N.A.	N.A.	N.A.	N.A.
(c)	Institutions	N.A.	N.A.	N.A.	N.A.	N.A.	N.A.
(d)	Any Other (specify)	N.A.	N.A.	N.A.	N.A.	N.A.	N.A.
	Sub-Total (A) (2)	N.A.	N.A.	N.A.	N.A.	N.A.	N.A.
	Total Shareholding of Promoter and Promoter Group (A) = (A) (1) + (A) (2)	N.A.	N.A.	N.A.	N.A.	N.A.	N.A.
(B)	Public shareholding	N.A.	N.A.	N.A.	N.A.	N.A.	N.A.
(1)	Institutions	N.A.	N.A.	N.A.	N.A.	N.A.	N.A.
(a)	Mutual Funds/ UTI	N.A.	N.A.	N.A.	N.A.	N.A.	N.A.
(b)	Financial Institutions/ Banks	N.A.	N.A.	N.A.	N.A.	N.A.	N.A.



Category	Category of shareholder	Number of Voting Rights held in each class of securities			Total Voting Rights (III+IV+V) (VI)	Total Voting rights i.e. (VI)	
		Class X	Class Y	Class Z		As a percentage of (A+B) (VII)	As a percentage of (A+B+C) (VIII)
(I)	(II)	(III)	(IV)	(V)			
(c)	Central Government/ State Government(s)	N.A.	N.A.	N.A.	N.A.	N.A.	N.A.
(d)	Venture Capital Funds	N.A.	N.A.	N.A.	N.A.	N.A.	N.A.
(e)	Insurance Companies	N.A.	N.A.	N.A.	N.A.	N.A.	N.A.
(f)	Foreign Institutional Investors	N.A.	N.A.	N.A.	N.A.	N.A.	N.A.
(g)	Foreign Venture Capital Investors	N.A.	N.A.	N.A.	N.A.	N.A.	N.A.
(h)	Any Other (specify)	N.A.	N.A.	N.A.	N.A.	N.A.	N.A.
	Sub-Total (B) (1)	N.A.	N.A.	N.A.	N.A.	N.A.	N.A.
(2)	Non-institutions	N.A.	N.A.	N.A.	N.A.	N.A.	N.A.
(a)	Bodies Corporate	N.A.	N.A.	N.A.	N.A.	N.A.	N.A.
(b)	Individuals - i. Individual shareholders holding nominal share capital up to Rs. 1 lakh. ii. Individual shareholders holding nominal share capital in excess of Rs. 1 lakh.	N.A.	N.A.	N.A.	N.A.	N.A.	N.A.
(c)	Any Other (specify)	N.A.	N.A.	N.A.	N.A.	N.A.	N.A.
	N.A.	N.A.	N.A.	N.A.	N.A.	N.A.	N.A.
	Total Public Shareholding (B) = (B) (1) + (B) (2)	N.A.	N.A.	N.A.	N.A.	N.A.	N.A.
	TOTAL (A)+(B)	N.A.	N.A.	N.A.	N.A.	N.A.	N.A.
(C)	Shares held by Custodians and against which Depository Receipts have been issued	N.A.	N.A.	N.A.	N.A.	N.A.	N.A.
	GRAND TOTAL (A)+(B)+(C)	N.A.	N.A.	N.A.	N.A.	N.A.	N.A.

