

# INDO COT SPIN LIMITED

REGD. OFF: DELHI MILE STONE 78 K.M, G.T, ROAD, VILLAGE JHATTIPUR, POST  
OFFICE, SAMALKHA, PANIPAT-132103(HARYANA)


---

## (I)(a) Statement Showing Shareholding Pattern

	Name of the Company: <b>Indo Cotspin Limited</b>		
Scrip Code:	Name of the scrip:	Class of security: EQUITY	
Quarter ended: 31 <sup>st</sup> March, 2012			
Partly paid-up shares: -	No. of partly paid-up shares	As a % of total no. of partly paid-up shares	As a % of total no. of shares of the company
Held by promoter/promoters group	N.A.	N.A.	N.A.
Held by public	N.A.	N.A.	N.A.
Total	N.A.	N.A.	N.A.
Outstanding convertible securities: -	No. of outstanding securities	As a % of total No. of outstanding convertible securities	As a % of total no. of shares of the company, assuming full conversion of the convertible securities
Held by promoter/promoter group	N.A.	N.A.	N.A.
Held by public	N.A.	N.A.	N.A.
Total	N.A.	N.A.	N.A.
Warrants: -	No. of warrants	As a % of total no. of warrants	As a % of total no. of shares of the company, assuming full conversion of warrants
Held by promoter/promoter group	N.A.	N.A.	N.A.
Held by public	N.A.	N.A.	N.A.
Total	N.A.	N.A.	N.A.
Total paid-up capital of the company assuming full conversion of warrants and convertible securities	3201500		



Category code	Category of Shareholder	Number of Shareholders	Total number of shares	Number of shares held in dematerialized form	Total shareholding as a percentage of total number of shares		Shares Pledged or otherwise encumbered	
					As a percentage of (A+B) <sup>1</sup>	As a percentage of (A+B+C)	Number of shares	As a percentage
(A)	Shareholding of Promoter and Promoter Group <sup>2</sup>							
1	Indian							
(a)	Individuals/ Hindu Undivided Family	12	2142000	NIL	66.91%	66.91%	NIL	NIL
(b)	Central Government/ State Government(s)	NIL	NIL	NIL	NIL	NIL	NIL	NIL
(c)	Bodies Corporate	NIL	NIL	NIL	NIL	NIL	NIL	NIL
(d)	Financial Institutions/ Banks	NIL	NIL	NIL	NIL	NIL	NIL	NIL
(e)	Any Others(Specify)	NIL	NIL	NIL	NIL	NIL	NIL	NIL
(e-i)								
(e-ii)								
	Sub Total(A) (1)	12	2142000	NIL	66.91%	66.91%	NIL	NIL
2	Foreign							
a	Individuals (Non-Residents Individuals/ Foreign Individuals)	NIL	NIL	NIL	NIL	NIL	NIL	NIL
b	Bodies Corporate	NIL	NIL	NIL	NIL	NIL	NIL	NIL
c	Institutions	NIL	NIL	NIL	NIL	NIL	NIL	NIL
d	Any Others(Specify)	NIL	NIL	NIL	NIL	NIL	NIL	NIL
d-i								
d-ii								
	Sub Total(A) (2)	NIL	NIL	NIL	NIL	NIL	NIL	NIL
	Total Shareholding of Promoter and Promoter Group (A) = (A) (1) + (A) (2)	12	2142000	NIL	66.91%	66.91%	NIL	NIL
(B)	Public shareholding							
1	Institutions							
(a)	Mutual Funds/ UTI	NIL	NIL	NIL	NIL	NIL	NIL	NIL
(b)	Financial Institutions / Banks	NIL	NIL	NIL	NIL	NIL	NIL	NIL
(c)	Central Government/ State Government(s)	NIL	NIL	NIL	NIL	NIL	NIL	NIL




(d)	Venture Capital Funds	NIL	NIL	NIL	NIL	NIL	NIL	NIL
(e)	Insurance Companies	NIL	NIL	NIL	NIL	NIL	NIL	NIL
(f)	Foreign Institutional Investors	NIL	NIL	NIL	NIL	NIL	NIL	NIL
(g)	Foreign Venture Capital Investors	NIL	NIL	NIL	NIL	NIL	NIL	NIL
(h)	Any Other (specify)	NIL	NIL	NIL	NIL	NIL	NIL	NIL
(h-i)								
(h-ii)								
	Sub-Total (B) (1)	NIL	NIL	NIL	NIL	NIL	NIL	NIL
B 2	Non-institutions							
(a)	Bodies Corporate	NIL	NIL	NIL	NIL	NIL	NIL	NIL
(b)	Individuals							
I	Individuals -i. Individual shareholders holding nominal share capital up to Rs 1 lakh	125	136600	NIL	4.27%	4.27%	NIL	NIL
II	ii. Individual shareholders holding nominal share capital in excess of Rs. 1 lakh.	7	922900	NIL	28.83%	28.83%	NIL	NIL
(c)	Any Other (specify)	NIL	NIL	NIL	NIL	NIL	NIL	NIL
(c-i)								
(c-ii)								
(c-iii)								
	Sub-Total (B) (2)	132	1059500	NIL	33.09%	33.09%	NIL	NIL
(B)	Total Public Shareholding (B) = (B) (1) + (B) (2)	132	1059500	NIL	33.09%	33.09%	NIL	NIL
	TOTAL (A) + (B)	144	3201500	NIL	100%	100%	NIL	NIL
(C)	Shares held by Custodians and against which Depository Receipts have been issued	NIL	NIL	NIL	NIL	NIL	NIL	NIL
	GRAND TOTAL (A) + (B) + (C)	144	3201500	NIL	100%	100%	NIL	NIL




(I)(b) Statement showing holding of securities (including shares, warrants, convertible securities) of persons belonging to the category "Promoter and Promoter Group"

Sr. No.	Name of the shareholder	Details of Shares held		Encumbered shares (*)			Details of warrants		Details of convertible securities		Total shares (including underlying shares assuming full conversion of warrants and convertible securities) as a % of diluted share capital
		Number of shares held	As a % of grand total (A) + (B) + (C)	No.	As a percentage	As a % of grand total (A) + (B) + (C) of sub-clause (I)(a)	Number of warrants held	As a % total number of warrants of the same class	Number of convertible securities held	As a % total number of convertible securities of the same class	
(I)	(II)	(III)	(IV)	(V)	(VI) = (V) / (III) * 100	(VII)	(VIII)	(IX)	(X)	(XI)	(XII)
1.	Rajpal Aggarwal	488900	15.27%	Nil	Nil	Nil	Nil	Nil	Nil	Nil	488900
2.	Balkishan Aggarwal	495100	15.47%	Nil	Nil	Nil	Nil	Nil	Nil	Nil	495100



3.	Anita Aggarwal	25900	0.81%	Nil	Nil	Nil	Nil	Nil	Nil	Nil	25900
4.	Ritu Aggarwal	36200	1.13%	Nil	Nil	Nil	Nil	Nil	Nil	Nil	36200
5.	Sahil Aggarwal	121900	3.81%	Nil	Nil	Nil	Nil	Nil	Nil	Nil	121900
6.	Sanil Aggarwal	184200	5.75%	Nil	Nil	Nil	Nil	Nil	Nil	Nil	184200
7.	Vasudha Aggarwal	115400	3.60%	Nil	Nil	Nil	Nil	Nil	Nil	Nil	115400
8.	Arpan Aggarwal	124500	3.89%	Nil	Nil	Nil	Nil	Nil	Nil	Nil	124500
9.	Sulbha Garg	115400	3.60%	Nil	Nil	Nil	Nil	Nil	Nil	Nil	115400
10.	Balkishan Aggarwal H.U.F	117100	3.66%	Nil	Nil	Nil	Nil	Nil	Nil	Nil	117100
11.	Rajpal Aggarwal H.U.F	119000	3.72%	Nil	Nil	Nil	Nil	Nil	Nil	Nil	119000
12.	Sanjay Singla	198400	6.19%	Nil	Nil	Nil	Nil	Nil	Nil	Nil	198400
TOTAL		2142000	66.91%								2142000



(I)(c)(i) Statement showing holding of securities (including shares, warrants, convertible securities) of persons belonging to the category "Public" and holding more than 1% of the total number of shares

Sr. No.	Name of the shareholder	Number of shares held	Shares as a percentage of total number of shares {i.e., Grand Total (A) + (B) + (C) indicated in Statement at para (I)(a) above}	Details of warrants		Details of convertible securities		Total shares (including underlying shares assuming full conversion of warrants and convertible securities) as a % of diluted share capital
				Number of warrants held	As a % total number of warrants of the same class	Number of convertible securities held	% w.r.t total number of convertible securities of the same class	
1	Vishakha Aggarwal	211700	6.61%	Nil	Nil	Nil	Nil	211700
2	Ankush Aggarwal	96300	3.01%	Nil	Nil	Nil	Nil	96300
3	Meenu Singla	208600	6.52%	Nil	Nil	Nil	Nil	208600
4	Shama Singla	208000	6.50%	Nil	Nil	Nil	Nil	208000
5	Shardha Singla	171000	5.34%	Nil	Nil	Nil	Nil	171000
TOTAL		895600	27.98%					895600



<u>Statement showing holding of securities (including shares, warrants, convertible securities) of persons (together with PAC) belonging to the category "Public" and holding more than 5% of the total number of shares of the company</u>								
Sr. No.	Name(s) of the shareholder(s) and the Persons Acting in Concert (PAC) with them	Number of shares	Shares as a percentage of total number of shares { i.e., Grand Total (A) + (B) + (C) indicated in Statement at para (I) (a) above}	Details of warrants		Details of convertible securities		Total shares (including underlying shares assuming full conversion of warrants and convertible securities) as a % of diluted share capital
				Number of warrants	As a % total number of warrants of the same class	Number of convertible securities held	% w.r.t total number of convertible securities of the same class	
1.	Vishakha Aggarwal	211700	6.61%	Nil	Nil	Nil	Nil	211700
2.	Meenu Singla	208600	6.52%	Nil	Nil	Nil	Nil	208600
3.	Shama Singla	208000	6.50%	Nil	Nil	Nil	Nil	208000
4.	Shardha Singla	171000	5.34%	Nil	Nil	Nil	Nil	171000
	TOTAL	799300	24.97%					799300



(I) (d) Statement showing details of locked-in shares

Sr. No.	Name of the shareholder	Number of locked-in shares	Locked-in shares as a percentage of total number of shares { i.e., Grand Total (A) + (B) + (C) indicated in Statement at para (I) (a) above }
Nil			

(II) (a) Statement showing details of Depository Receipts (DRs)

Sr. No.	Type of outstanding DR (ADRs, GDRs, SDRs, etc.)	Number of outstanding DRs	Number of shares underlying outstanding DRs	Shares underlying outstanding DRs as a percentage of total number of shares { i.e., Grand Total (A) + (B) + (C) indicated in Statement at para (I) (a) above }
NIL				

(II) (b) Statement showing Holding of Depository Receipts (DRs), where underlying shares are in excess of 1% of the total number of shares

Sr. No.	Name of the DR Holder	Type of outstanding DR (ADRs, GDRs, SDRs, etc.)	Number of shares underlying outstanding DRs	Shares underlying outstanding DRs as a percentage of total number of shares { i.e., Grand Total (A) + (B) + (C) indicated in Statement at para (I) (a) above }
NIL				





(III)(a) Statement showing the voting pattern of shareholders, if more than one class of shares/securities is issued by the issuer.

Not Applicable as the company has only one class of equity shares.

(Give description of voting rights for each class of security

Class X:

Class Y:

Class Z:)

Category (I)	Category of shareholder (II)	Number of Voting Rights held in each class of securities			Total Voting Rights (III + IV + V) (VI)	Total Voting rights i.e. (VI)	
		Class X (III)	Class Y (IV)	Class Z (V)		As a percentage of (A+B) (VII)	As a percentage of (A+B+C) (VIII)
(A)	Promoter and Promoter Group	N.A.	N.A.	N.A.	N.A.	N.A.	N.A.
(1)	Indian	N.A.	N.A.	N.A.	N.A.	N.A.	N.A.
(a)	Individuals/ Hindu Undivided Family	N.A.	N.A.	N.A.	N.A.	N.A.	N.A.
(b)	Central Government/ State Government(s)	N.A.	N.A.	N.A.	N.A.	N.A.	N.A.
(c)	Bodies Corporate	N.A.	N.A.	N.A.	N.A.	N.A.	N.A.
(d)	Financial Institutions/ Banks	N.A.	N.A.	N.A.	N.A.	N.A.	N.A.
(e)	Any Other (specify)	N.A.	N.A.	N.A.	N.A.	N.A.	N.A.
	Sub-Total (A) (1)	N.A.	N.A.	N.A.	N.A.	N.A.	N.A.
(2)	Foreign	N.A.	N.A.	N.A.	N.A.	N.A.	N.A.
(a)	Individuals (Non-Resident Individuals/ Foreign Individuals)	N.A.	N.A.	N.A.	N.A.	N.A.	N.A.
(b)	Bodies Corporate	N.A.	N.A.	N.A.	N.A.	N.A.	N.A.
(c)	Institutions	N.A.	N.A.	N.A.	N.A.	N.A.	N.A.
(d)	Any Other (specify)	N.A.	N.A.	N.A.	N.A.	N.A.	N.A.
	Sub-Total (A) (2)	N.A.	N.A.	N.A.	N.A.	N.A.	N.A.
	Total Shareholding of Promoter and Promoter Group (A) = (A) (1) + (A) (2)	N.A.	N.A.	N.A.	N.A.	N.A.	N.A.
(B)	Public shareholding	N.A.	N.A.	N.A.	N.A.	N.A.	N.A.
(1)	Institutions	N.A.	N.A.	N.A.	N.A.	N.A.	N.A.
(a)	Mutual Funds/ UTI	N.A.	N.A.	N.A.	N.A.	N.A.	N.A.
(b)	Financial Institutions/ Banks	N.A.	N.A.	N.A.	N.A.	N.A.	N.A.



Category (I)	Category of shareholder (II)	Number of Voting Rights held in each class of securities			Total Voting Rights (III + IV + V) (VI)	Total Voting rights i.e. (VI)	
		Class X (III)	Class Y (IV)	Class Z (V)		As a percentage of (A+B) (VII)	As a percentage of (A+B+C) (VIII)
(c)	Central Government/ State Government(s)	N.A.	N.A.	N.A.	N.A.	N.A.	N.A.
(d)	Venture Capital Funds	N.A.	N.A.	N.A.	N.A.	N.A.	N.A.
(e)	Insurance Companies	N.A.	N.A.	N.A.	N.A.	N.A.	N.A.
(f)	Foreign Institutional Investors	N.A.	N.A.	N.A.	N.A.	N.A.	N.A.
(g)	Foreign Venture Capital Investors	N.A.	N.A.	N.A.	N.A.	N.A.	N.A.
(h)	Any Other (specify)	N.A.	N.A.	N.A.	N.A.	N.A.	N.A.
	Sub-Total (B) (1)	N.A.	N.A.	N.A.	N.A.	N.A.	N.A.
(2)	Non-institutions	N.A.	N.A.	N.A.	N.A.	N.A.	N.A.
(a)	Bodies Corporate	N.A.	N.A.	N.A.	N.A.	N.A.	N.A.
(b)	Individuals - i. Individual shareholders holding nominal share capital up to Rs. 1 lakh. ii. Individual shareholders holding nominal share capital in excess of Rs. 1 lakh.	N.A.	N.A.	N.A.	N.A.	N.A.	N.A.
(c)	Any Other (specify)	N.A.	N.A.	N.A.	N.A.	N.A.	N.A.
	Sub-Total (B) (2)	N.A.	N.A.	N.A.	N.A.	N.A.	N.A.
	Total Public Shareholding (B) = (B) (1) + (B) (2)	N.A.	N.A.	N.A.	N.A.	N.A.	N.A.
	TOTAL (A) + (B)	N.A.	N.A.	N.A.	N.A.	N.A.	N.A.
(C)	Shares held by Custodians and against which Depository Receipts have been issued	N.A.	N.A.	N.A.	N.A.	N.A.	N.A.
	GRAND TOTAL (A) + (B) + (C)	N.A.	N.A.	N.A.	N.A.	N.A.	N.A.

